







Years 5 & 6 - Spelling List 2

| Bronze  | Silver  | Gold  | Diamond  |
|--|---|--|---|
| <i>Objective: to spell words containing the phonemes ai, ay.</i> | | <i>Objective: to spell words ending in 'le'.</i> | <i>Objective: to spell words containing the suffix -cian.</i> |
| today tray away pray stay again brain plain chain claim | holiday birthday yesterday display railway afraid remain contain explain again | people possible sample example tickle handle candle circle uncle struggle | electric electrician politics politician music musician magic magician physics physician |

Strategies for Learning Spellings

In Years 5 and 6, the types of spellings and spelling patterns that we expect learners to know continues to increase. It is important that children practise their spellings in different ways and then be given the chance to use them in their writing. If you wish to boost your child's spelling ability even further, encourage them to read, as exposure to lots of words will lead to a better understanding of spelling.

Here are some ideas for different ways to learn your spellings at home. Try one or two different ones each week and see which ones work best for you.

| | | |
|--|---|--|
| <p>Keep Copying Write your words out three times each. Use different colours if you want to.</p> <p>spelling spelling spelling</p> | <p>Make the Headlines Cut letters out of newspapers or magazines and stick them onto paper to make the words in your list.</p>  | <p>Build a Pyramid Make a pyramid using the letters in your words.</p> <p>w wo wor word words</p> |
| <p>Create with Colour Write your words with each letter in a different colour, or write them with all the vowels in blue and all the consonants in red.</p> <p>spelling spelling</p> | <p>Capital Idea Write your words three times, each in capital letters.</p> <p>SPELLING SPELLING SPELLING</p> | <p>Learn Your ABC Write your words in alphabetical order, then rewrite them in order of the second letter, third letter and so on.</p> <p>my words spelling spelling words my</p> |
| <p>Take a Test Ask someone at home to test you by reading each word as you write it down. To make it more of a challenge, set a time limit, for example 20 seconds per word.</p> <ol style="list-style-type: none"> 1. my 2. spelling 3. words | <p>Picture This Include each of your words in a funny picture that makes you think of the word.</p>  | <p>Build a Sentence Write each of your words in a sentence. See if you can build your sentences into a story.</p> <p>One day a huge spelling monster came to my town and ate all the words!</p> |